

Enter the





ENTER THE VORTEX // 01

Introducing the Vortex8, a part of the latest Creamsource LED series.

Saying this light is the "first, most, or best" of anything.. Not quite our style, We just hope you enjoy it. Vortex8 is a 650W high power LED system in a 2x1 configuration. This punch light is concentrated with a precision lens array providing a 20° beam angle. This combination yields a blinding 14000lux at 3m / 9.8ft in 5600K. 🤪





ORTEX

CREAM
1000





VORTEX8 OVERVIEW // 02

The Vortex8 is a versatile 2x1 RGBW system with a CCT range from 2200K to 15000K that can be used as a hard punch light to bounce or push through diffusion, or as a creamy soft light with the Creamsource Dome or DoPchoice Snapbag. Effects and colour gels are built into the latest CreamOS architecture in addition to a range of new features wrapped into an intuitive user interface. Unpredictable weather and messy effects machines are no longer a worry for the lighting department where the Vortex is in place. The Vortex8 is IP65 water resistant and sealed for the ultimate security and efficiency. Rain, snow and dust wont hold the Vortex8 back.

Connectivity to the Vortex8 is well up to date with LumenRadio TimoTwo built in, Ethernet, Bluetooth, 5pin DMX, Wifi, USB type A and Creamsource Accessory port. Interaction between Vortex8 and various third party instruments and protocols are endless opening various wired and wireless control options. We are geeks for high quality and precision engineering, and loads of our geekiness has spilled into the Vortex Series. Built with elegance and durability in mind the aluminium machining and technopolymer infusion has allowed us to achieve our goals. Containment and simplicity is also achieved in this design, with the PSU as well as the antennas integrated into the head.


We stand by our users offering 5 years Warranty when you register your product. Go to www.creamsource.com for more information.



IP65 WATER RESISTANT // 03

The Vortex8 is built and designed to withstand all weather conditions and is rated IP65. The Vortex8 is an ultra quiet fan based system with optimum thermal efficiency. The fan system and heatsink placement allows for core electronics to be sealed and isolated.

Only premium waterproof connectors have been used in this series allowing all functions to be used in all weather conditions.



650W OF PUNCH // 04

The Vortex8 is a 650W power house giving the meter a reading of 14000lux at 3m / 9.8ft. Offering the intensity of some 1200W HMI systems. All this punch in a 2x1 is possible with the ultra narrow 20° beam angle.

The versatility of a narrow beam angle source is obvious as both the artistic and technical needs to diffuse or shape the beam and create the correct work area can be easily met.



MODERN CREAMOS // 05

The new Vortex Series has been built with new software architecture at its base, supporting a myriad of new features, protocols and connectivity mediums making the future evolution of CreamOS very exciting.

Creativity has no bounds on the Vortex8 with ability to control and map 8 zones.



The new feature set has been wrapped into a new user interface, enhancing the user experience.



ADVANCED CONNECTIVITY // 06

Interfacing with 3rd party equipment, apps and the internet is possible with more options than ever on the Vortex8.

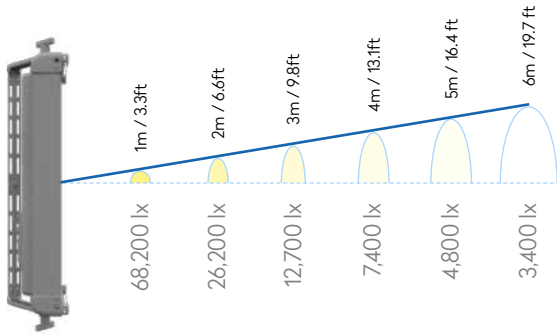
LumenRadio TimoTwo, Ethernet, Bluetooth, 5pin DMX, Wifi, USB typeA and Creamsource Accessory port are all available on the antennaless Vortex8 offering endless potential communication and remote control.



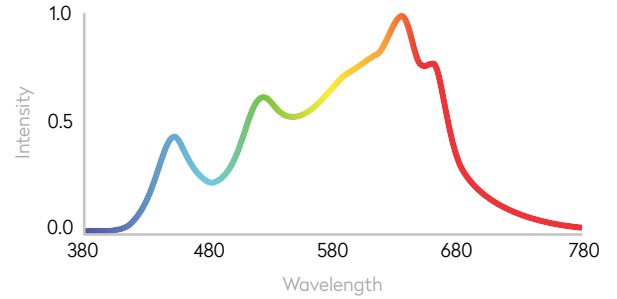


PHOTOMETRIC NAKED 20°

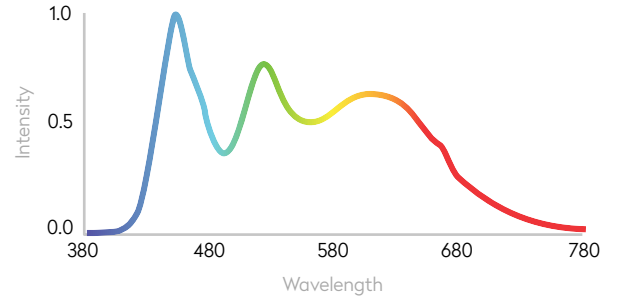
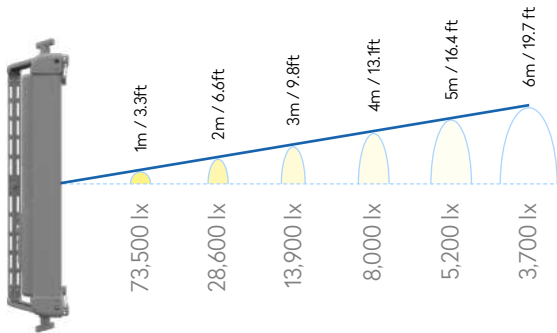
3200K



SPECTRUM



5600K

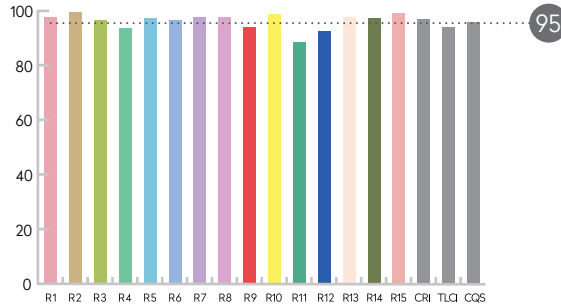


OVERVIEW

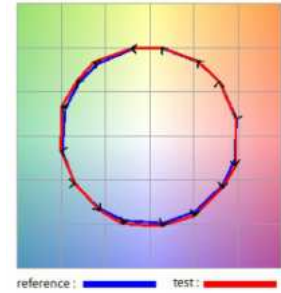
3200K

CRI 97.0
CRI (Re) 96.2
TLCI 94.0
CQS 95.7
Rf 94.9
Rg 103.3

COLOUR QUALITY

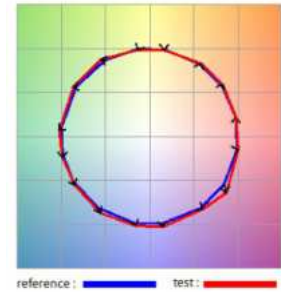
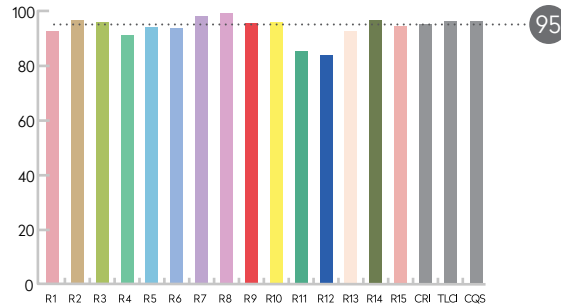


COLOUR VECTOR



5600K

CRI 95.3
CRI (Re) 93.9
TLCI 96.4
CQS 96.3
Rf 93.1
Rg 103.4







OUR DESIGN // 09

There is something about the challenge of making something unworkable work, that keeps the CreamTeam up at night.

Our design team spend endless hours experimenting with new technologies, techniques and materials to maximise the quality and the efficiency of the Creamsource experience. Not only is it our goal to make our lighting fixtures perform to the highest standards, we also strive to achieve our own artistic standards.

VORTEX8 SPECS // 10

Material	Aluminium/Technopolymer
Light Source	RGBW LED
Colour Range	CCT: 2200 - 15000K, PLUS/MINUS GREEN, HUE/SATURATION, XY, GELS, DIRECT RGBW, EFFECTS
CRI	Typical 95
TLCI	Typical 95
Beam Angle, SPOT Lens	20° (Half Peak Angle)
Tilt Angle	360°
Photometrics	3200K: 68,200 lx / 6,340 fc @ 1m / 3.3ft 26,200 lx / 2,430 fc @ 2m / 6.6ft 12,700 lx / 1,180 fc @ 3m / 9.8ft 7,400 lx / 690 fc @ 4m / 13.1ft 4,800 lx / 450 fc @ 5m / 16.4 ft 3,400 lx / 320 fc @ 6m / 19.7 ft 5600K: 73,500 lx / 6,830 fc @ 1m / 3.3ft 28,600 lx / 2,660 fc @ 2m / 6.6ft 13,900 lx / 1,290 fc @ 3m / 9.8ft 8,000 lx / 740 fc @ 4m / 13.1ft 5,200 lx / 480 fc @ 5m / 16.4 ft 3,700 lx / 340 fc @ 6m / 19.7 ft
Mounting	8x 3/8" Threaded Insert Rigging Points
Yoke	Removable quick release yoke
Filter Rails	2 Filter Rails for Secondary Lenses, Diffusers, Accessories
User interface	High Precision Digital Magnetic Encoder, Backlit Keypad, Colour LCD Display
Dimming	0-100% with High Resolution, Super-Smooth Low End Mode

High Speed Capability	Over 5000fps Flicker Free in High Speed Mode
Synchronization	Sync Input for Triggering and Syncing to Camera Shutter
Max Ambient Temperature	40°C
Cooling	Low noise variable speed fans
Estimated LED Lifespan	50,000hrs (L70)
Input (AC)	100-240V AC, 50/60Hz, Max 6.6A, 660W. Neutrik PowerConTrue connector
Input (DC)	48V DC, Max 13.75A, Can run at 100% brightness on DC input
Protection Class	IP65
Weight	15.9kg / 35lb (Excluding Yoke) 1.93kg / 4.2lb (Yoke weight)
Dimensions	690 x 380 x 121mm / 27.2" x 15" x 4.8" (Excluding Yoke) 831 x 551 x 164mm / 32.7" x 21.7" x 6.4" (Including Yoke)
Warranty	3 Years on Fixtures, 12 Months on Accessories (5 Years registered)
Certifications	Pending: CE, ETL and FCC
Control	On-Board Interface, DMX via standard 5-pin XLR connectors, Wired Remote Control Accessory, Integrated Lumen radio Timo Two with Bluetooth, Ethernet, USB Type A
Includes	Vortex8 650W Colour, Yoke, Power cable, Flat diffuser
Product Code	K-CSV-8-ESS



CREAM
S O U R C E

SALES HOTLINE

TEL (SYD): +61 2 9699 8688

TEL (USA): +1 818 748 8401

sales@creamsource.com

www.creamsource.com